

# Data Sheet

## Fujitsu PRIMERGY RX2540 M6 Rack Server




The data center standard without compromise

Fujitsu offers a fantastic blend of systems, solutions and expertise to guarantee maximum productivity, efficiency and flexibility, delivering confidence and reliability. Fujitsu PRIMERGY servers deliver workload-optimized x86 industry standard systems for any workload and business demand. Since there is no single server solution to meet all these needs, Fujitsu offers a broad server portfolio consisting of expandable tower servers, versatile rack-mount servers, density-optimized multi-node servers as well as GPU servers purpose-built for the demands of AI and VDI. While all these systems are designed to handle multiple workloads, each server is optimized for specific use cases. Whatever the size of your business – large enterprise with multiple sites, or a small or medium-sized company with limited space and budget – with the right choice of server, your IT can become the business enabler you have always wanted it to be.

### PRIMERGY RX2540 M6

The Fujitsu Server PRIMERGY RX2540 M6 is a dual-socket x86 system that delivers the latest in performance, usability, and expandability in a compact 2U chassis. The PRIMERGY RX2540 M6 forms the standard in every modern data center and enables the running of nearly every workload from the most basic to business-critical applications. As one of the crucial foundations of performance, it can be equipped with the latest 3rd Generation Intel® Xeon® Scalable Processors with up to 40 cores, resulting in performance improvements of up to 40% compared to the previous generation processors. Along with enhanced DDR4 memory technology supporting 3,200 MT/s, the server features an incredibly large amount of memory capacity provided by 32 DIMM slots in total supporting 8TB memory with standard DDR4 modules, or up to 12 TB memory in combination with Intel® Optane™ persistent memory 200 series. The modular design of the

server offers excellent expandability with up to 12x 3.5" SAS/SATA, up to 24x 2.5" SAS/SATA/NVMe, or the option to use up to 64x EDSFF (Enterprise & Data center Storage Form Factor) storage drives. In addition, six further 2.5" storage drives are available as an option on the rear of the chassis. Additional expansion options are provided by up to 8 PCIe Gen 4 slots. Moreover the server can be equipped with up to six NVIDIA GPU cards. Thus the server also provides optimized performance for AI and HPC workloads. A variety of DynamicLoM options via OCP V3 complete the overall picture. The server system also includes new security technologies to help secure sensitive workloads and enable new opportunities to unleash the power of data. Sophisticated adversaries may attempt to compromise or disable the platform's firmware to intercept data or take down the server. RX2540 M6 introduces Platform Firmware Resilience (PFR) to help protect against platform firmware attacks, designed to detect and correct them before they can compromise or disable the machine. Even as your workloads and administration tasks become more complex, the Fujitsu Infrastructure Manager (ISM), as well as the integrated Remote Management Controller (iRMC S5), simplifies management of your server and the whole IT infrastructure so you can focus on your business objectives. ISM enables organizations to have centralized control over the entire data center, including servers, storage, networking as well as cloud management software using a single user interface. The PRIMERGY RX2540 M6 is the ideal server for business-critical workloads such as collaboration, business processing, graphics rendering or in-memory databases where the right performance, expandability and efficiency are essential.



# Features & Benefits

Main Features	Benefits
<p><b>UNMATCHED SCALABILITY AND PERFORMANCE</b></p> <ul style="list-style-type: none"> <li>Wide choice of different available types of 3rd Generation Intel® Xeon® Scalable processors. Each processor offers between 8 to 40 cores (depending on SKU), 16 memory channels, up to 3 Intel® Ultra Path Interconnect (UPI at 11.2 GT/s) and PCI Express 4 with up to 64 lanes (per socket) enabling a significantly higher performance and efficiency.</li> </ul> <p><b>ACCELERATE IT TRANSFORMATION</b></p> <ul style="list-style-type: none"> <li>Intel® Optane™ PMem 200 series modules are supported on 3rd Gen Intel® Xeon® Scalable processors and create a high performing, large-capacity persistent memory tier that helps turn more data into actionable insights. The RX2540 M6 provides 32 memory slots in total supporting 8 TB memory with DDR4 DIMM modules (@ 3,200 MT/s) or up to 12 TB memory in combination with Intel® Optane™ persistent memory 200 series.</li> </ul> <p><b>EXTENSIVE EXPANDABILITY</b></p> <ul style="list-style-type: none"> <li>Expand with up to 8 PCIe Gen 4 slots and flexible DynamicLoM via OCP V3 small form factor solution. The server can be equipped with up to six NVIDIA GPU cards (depending on card). Moreover, Different available base units with 10/12x 3.5-inch, up to 16/24x 2.5-inch, or up to with up to 64x EDSFF support provide massive expandability. Our server systems are built to scale easily to be able to adapt to a variety of applications and meet future demands.</li> </ul> <p><b>AGILE INFRASTRUCTURE MANAGEMENT</b></p> <ul style="list-style-type: none"> <li>Infrastructure Manager (ISM) provides seamless, holistic management ensuring that IT infrastructures retain the dynamic flexibility required to support ever-changing business demands. Two versions of ISM are available. ISM Advanced is a powerful, fully featured version offering comprehensive infrastructure management capabilities such as support for multiple hardware configurations, physical and virtual network connection indicators and firmware baseline updates. A free entry-level version, ISM Essential, provides essential monitoring and firmware update of all supported devices, including servers, storage and network switches.</li> </ul> <p><b>COMPREHENSIVE PROTECTION</b></p> <ul style="list-style-type: none"> <li>PRIMERGY servers are equipped with beneficial features to protect against, detect and recover from security breaches (UEFI Secure Boot, TPM 2.0, signed firmware updates, agent-free device management, secure authorization and authentication, alerting and logging, secure Out of Band Management with iRMC S5, ...). High availability features help facilitate continuous operations.</li> </ul>	<ul style="list-style-type: none"> <li>2U, 2-socket platform that provides scalability and performance to adapt to a variety of applications. Drive demanding workloads by latest 3rd Generation Intel® Xeon® Scalable Processors with up to 40 cores per CPU.</li> <li>Transform your data center for modern operations and drive demanding workloads with 32 DIMM modules (up to 12 TB in combination with PMem). Intel® Optane™ persistent memory provide fast, high capacity and cost effective memory for memory intensive workloads.</li> <li>Maximize storage performance with up to 12x 3.5", up to 24x 2.5", or 64x EDSFF storage drives and ensure application performance scales to meet demands. Up to 8 PCIe Gen 4 slots and flexible DynamicLoM adapters via OCP V3 also ensures enough growth opportunities.</li> <li>As you scale your infrastructure, scale your profitability with embedded intelligence from iRMC S5 as well as Infrastructure Manager (ISM) which enables organizations to have centralized control over the entire data center using a single user interface.</li> <li>Benefit from advanced security technologies such as Platform Firmware Resilience (PFR) to protect the most sensitive portions of a workload, encryption support to enhance data and VM protection as well as physical protection to avoid unauthorized access.</li> </ul>

# Technical details

## PRIMERGY RX2540 M6

Base unit	PRIMERGY RX2540 M6 SFF	PRIMERGY RX2540 M6 LFF	PRIMERGY RX2540 M6 EDSFF	PRIMERGY RX2540 M6 LFF	PRIMERGY RX2540 M6 SFF
Housing types	Rack	Rack	Rack	Rack	Rack
Storage drive architecture	16x 2.5-inch SAS/SATA	10x 3.5-inch SAS/SATA	64x EDSFF	12x 3.5-inch SAS/SATA	24x 2.5-inch SAS/SATA/PCIe
Power supply	Hot-plug	Hot-plug	Hot-plug	Hot-plug	Hot-plug
Product Type	Dual Socket Rack Server	Dual Socket Rack Server	Dual Socket Rack Server	Dual Socket Rack Server	Dual Socket Rack Server

## Mainboard

Mainboard type	D3891
Chipset	Intel® C621A
Processor quantity and type	1 - 2 x Intel® Xeon® Silver 43xx processor / Intel® Xeon® Gold 53xx processor / Intel® Xeon® Gold 63xx processor / Intel® Xeon® Platinum 83xx processor

## Intel® Xeon® Silver Processor

Intel® Xeon® Silver 4309Y (8C, 2.80 GHz, TLC: 12 MB, Turbo: 3.40 GHz, 10.4 GT/s, Mem bus: 2,667 MHz, 105 W, AVX Base 2.50 GHz, AVX Turbo 3.40 GHz)
Intel® Xeon® Silver 4310 (12C, 2.10 GHz, TLC: 18 MB, Turbo: 2.70 GHz, 10.4 GT/s, Mem bus: 2,667 MHz, 120 W, AVX Base 2.0 GHz, AVX Turbo 2.60 GHz)
Intel® Xeon® Silver 4314 (16C, 2.40 GHz, TLC: 24 MB, Turbo: 2.90 GHz, 10.4 GT/s, Mem bus: 2,667 MHz, 135 W, AVX Base 2.10 GHz, AVX Turbo 2.90 GHz)
Intel® Xeon® Silver 4316 (20C, 2.30 GHz, TLC: 30 MB, Turbo: 2.80 GHz, 10.4 GT/s, Mem bus: 2,667 MHz, 150 W, AVX Base 2.0 GHz, AVX Turbo 2.80 GHz)

<b>Intel® Xeon® Gold Processor</b>	Intel® Xeon® Gold 5315Y (8C, 3.20 GHz, TLC: 12 MB, Turbo: 3.50 GHz, 11.2 GT/s, Mem bus: 2,933 MHz, 140 W, AVX Base 3.0 GHz, AVX Turbo 3.40 GHz)	
	Intel® Xeon® Gold 5317 (12C, 3.0 GHz, TLC: 18 MB, Turbo: 3.40 GHz, 11.2 GT/s, Mem bus: 2,933 MHz, 150 W, AVX Base 2.70 GHz, AVX Turbo 3.40 GHz)	
	Intel® Xeon® Gold 5318S (24C, 2.1 GHz, TLC: 36 MB, Turbo: 2.60 GHz, 11.2 GT/s, Mem bus: 2,933 MHz, 165 W, AVX Base 1.90 GHz, AVX Turbo 2.60 GHz)	
	Intel® Xeon® Gold 5318Y (24C, 2.10 GHz, TLC: 36 MB, Turbo: 2.60 GHz, 11.2 GT/s, Mem bus: 2,933 MHz, 165 W, AVX Base 1.90 GHz, AVX Turbo 2.60 GHz)	
	Intel® Xeon® Gold 5320 (26C, 2.20 GHz, TLC: 39 MB, Turbo: 2.80 GHz, 11.2 GT/s, Mem bus: 2,933 MHz, 185 W, AVX Base 1.90 GHz, AVX Turbo 2.80 GHz)	
	Intel® Xeon® Gold 6312U (24C, 2.4 GHz, TLC: 36 MB, Turbo: 3.10 GHz, 11.2 GT/s, Mem bus: 2,933 MHz, 185 W, AVX Base 2.10 GHz, AVX Turbo 3.00 GHz)	
	Intel® Xeon® Gold 6314U (32 C, 2.3 GHz, TLC: 48 MB, Turbo: 2.90 GHz, 11.2 GT/s, Mem bus: 3,200 MHz, 205 W, AVX Base 2.0 GHz, AVX Turbo 2.80 GHz)	
	Intel® Xeon® Gold 6326 (16C, 2.9 GHz, TLC: 24 MB, Turbo: 3.30 GHz, 11.2 GT/s, Mem bus: 3,200 MHz, 185 W, AVX Base 2.50 GHz, AVX Turbo 3.30 GHz)	
	Intel® Xeon® Gold 6330 (28C, 2.0 GHz, TLC: 42 MB, Turbo: 2.60 GHz, 11.2 GT/s, Mem bus: 3,200 MHz, 205 W, AVX Base 1.70 GHz, AVX Turbo 2.60 GHz)	
	Intel® Xeon® Gold 6330N (28C, 2.20 GHz, TLC: 42 MB, Turbo: 2.60 GHz, 11.2 GT/s, Mem bus: 2,666 MHz, 165 W, AVX Base 1.50 GHz, AVX Turbo 2.60 GHz)	
	Intel® Xeon® Gold 6334 (8 Cores, 3.6 GHz, TLC: 18 MB, Turbo: 3.60 GHz, 11.2 GT/s, Mem bus: 3,200 MHz, 165 W, AVX Base 3.30 GHz, AVX Turbo 3.60 GHz)	
	Intel® Xeon® Gold 6336Y (24C, 2.4 GHz, TLC: 36 MB, Turbo: 3.00 GHz, 11.2 GT/s, Mem bus: 3,200 MHz, 185 W, AVX Base 2.10 GHz, AVX Turbo 2.90 GHz)	
	Intel® Xeon® Gold 6338 (32 C, 2.0 GHz, TLC: 48 MB, Turbo: 2.60 GHz, 11.2 GT/s, Mem bus: 3,200 MHz, 205 W, AVX Base 1.80 GHz, AVX Turbo 2.60 GHz)	
	Intel® Xeon® Gold 6338T (24C, 2.1 GHz, TLC: 36 MB, Turbo: 2.70 GHz, 11.2 GT/s, Mem bus: 2,933 MHz, 165 W, AVX Base 1.80 GHz, AVX Turbo 2.60 GHz)	
	Intel® Xeon® Gold 6342 (24C, 2.8 GHz, TLC: 36 MB, Turbo: 3.30 GHz, 11.2 GT/s, Mem bus: 3,200 MHz, 230 W, AVX Base 2.50 GHz, AVX Turbo 3.30 GHz)	
	Intel® Xeon® Gold 6346 (16C, 3.10 GHz, TLC: 36 MB, Turbo: 3.60 GHz, 11.2 GT/s, Mem bus: 3,200 MHz, 205 W, AVX Base 2.80 GHz, AVX Turbo 3.50 GHz)	
	Intel® Xeon® Gold 6348 (28C, 2.60 GHz, TLC: 42 MB, Turbo: 3.40 GHz, 11.2 GT/s, Mem bus: 3,200 MHz, 235 W, AVX Base 2.40 GHz, AVX Turbo 3.40 GHz)	
	Intel® Xeon® Gold 6354 (18C, 3.0 GHz, TLC: 39 MB, Turbo: 3.60 GHz, 11.2 GT/s, Mem bus: 3,200 MHz, 205 W, AVX Base 2.70 GHz, AVX Turbo 3.30 GHz)	
	<b>Intel® Xeon® Platinum Processor</b>	Intel® Xeon® Platinum 8352M (32 C, 2.30 GHz, TLC: 48 MB, Turbo: 2.80 GHz, 11.2 GT/s, Mem bus: 3,200 MHz, 185 W, AVX Base 1.80 GHz, AVX Turbo 2.80 GHz)
		Intel® Xeon® Platinum 8352V (36C, 2.10 GHz, TLC: 54 MB, Turbo: 2.50 GHz, 11.2 GT/s, Mem bus: 3,200 MHz, 195 W, AVX Base 1.70 GHz, AVX Turbo 2.50 GHz)
Intel® Xeon® Platinum 8352Y (32 C, 2.20 GHz, TLC: 48 MB, Turbo: 2.80 GHz, 11.2 GT/s, Mem bus: 3,200 MHz, 205 W, AVX Base 1.90 GHz, AVX Turbo 2.70 GHz)		
Intel® Xeon® Platinum 8358 (32 C, 2.60 GHz, TLC: 48 MB, Turbo: 3.30 GHz, 11.2 GT/s, Mem bus: 3,200 MHz, 250 W, AVX Base 2.30 GHz, AVX Turbo 3.30 GHz)		
Intel® Xeon® Platinum 8358P (32 C, 2.60 GHz, TLC: 48 MB, Turbo: 3.20 GHz, 11.2 GT/s, Mem bus: 3,200 MHz, 240 W, AVX Base 2.20 GHz, AVX Turbo 3.20 GHz)		
Intel® Xeon® Platinum 8360Y (36C, 2.40 GHz, TLC: 54 MB, Turbo: 3.10 GHz, 11.2 GT/s, Mem bus: 3,200 MHz, 250 W, AVX Base 2.10 GHz, AVX Turbo 3.10 GHz)		
Intel® Xeon® Platinum 8362 (32 C, 2.80 GHz, TLC: 48 MB, Turbo: 3.50 GHz, 11.2 GT/s, Mem bus: 3,200 MHz, 265 W, AVX Base 2.50 GHz, AVX Turbo 3.40 GHz)		
Intel® Xeon® Platinum 8368 (38C, 2.40 GHz, TLC: 57 MB, Turbo: 3.20 GHz, 11.2 GT/s, Mem bus: 3,200 MHz, 270 W, AVX Base 2.20 GHz, AVX Turbo 3.10 GHz)		
Intel® Xeon® Platinum 8380 (40C, 2.30 GHz, TLC: 60 MB, Turbo: 3.00 GHz, 11.2 GT/s, Mem bus: 3,200 MHz, 270 W, AVX Base 2.10 GHz, AVX Turbo 2.90 GHz)		
<b>Processor notes</b>	no mix of different processor types	
<b>Memory slots</b>	32 (16 DIMMs per CPU, 8 channels with 2 slots per channel)	
<b>Memory slot type</b>	DIMM (DDR4 RDIMM, LRDIMM and Intel® Optane™ PMem)	

Memory capacity (min. - max.)	8 GB - 12 TB
Memory protection	ECC Memory Scrubbing SDDC ADDDC (Adaptive Double DRAM Device Correction) Memory Mirroring support
Memory notes	Max. 8 slots populated with PMem modules per CPU, please see relevant system configurator for details.
<b>Non-volatile memory modules</b>	1024 GB (2 module(s) 512 GB) DDR-T, registered, ECC, 3,200 MT/s, NVM, DCPMM, 4Rx4 1024 GB (4 module(s) 256 GB) DDR-T, registered, ECC, 3,200 MT/s, NVM, DCPMM, 2Rx4 1024 GB (8 module(s) 128 GB) DDR-T, registered, ECC, 3,200 MT/s, NVM, DCPMM, 1Rx4 128 GB (1 module(s) 128 GB) DDR-T, registered, ECC, 3,200 MT/s, NVM, DCPMM, 1Rx4 2048 GB (4 module(s) 512 GB) DDR-T, registered, ECC, 3,200 MT/s, NVM, DCPMM, 4Rx4 2048 GB (8 module(s) 256 GB) DDR-T, registered, ECC, 3,200 MT/s, NVM, DCPMM, 2Rx4 256 GB (1 module(s) 256 GB) DDR-T, registered, ECC, 3,200 MT/s, NVM, DCPMM, 2Rx4 256 GB (2 module(s) 128 GB) DDR-T, registered, ECC, 3,200 MT/s, NVM, DCPMM, 1Rx4 4096 GB (8 module(s) 512 GB) DDR-T, registered, ECC, 3,200 MT/s, NVM, DCPMM, 4Rx4 512 GB (1 module(s) 512 GB) DDR-T, registered, ECC, 3,200 MT/s, NVM, DCPMM, 4Rx4 512 GB (2 module(s) 256 GB) DDR-T, registered, ECC, 3,200 MT/s, NVM, DCPMM, 2Rx4 512 GB (4 module(s) 128 GB) DDR-T, registered, ECC, 3,200 MT/s, NVM, DCPMM, 1Rx4
<b>Standard memory modules</b>	8 GB (1 module(s) 8 GB) DDR4, registered, ECC, 3,200 MT/s, PC4-3200, DIMM, 1Rx8 128 GB (1 module(s) 128 GB) DDR4, registered, ECC, 3,200 MT/s, PC4-3200, LRDIMM, 4Rx4 128 GB (1 module(s) 128 GB) DDR4, registered, ECC, 3,200 MT/s, PC4-3200, DIMM, 4Rx4 16 GB (1 module(s) 16 GB) DDR4, registered, ECC, 3,200 MT/s, PC4-3200, DIMM, 2Rx8 16 GB (1 module(s) 16 GB) DDR4, registered, ECC, 3,200 MT/s, PC4-3200, DIMM, 1Rx4 256 GB (1 module(s) 256 GB) DDR4, registered, ECC, 3,200 MT/s, PC4-3200, DIMM, 8Rx4 32 GB (1 module(s) 32 GB) DDR4, registered, ECC, 3,200 MT/s, PC4-3200, DIMM, 2Rx4 64 GB (1 module(s) 64 GB) DDR4, registered, ECC, 3,200 MT/s, PC4-3200, LRDIMM, 4Rx4 64 GB (1 module(s) 64 GB) DDR4, registered, ECC, 3,200 MT/s, PC4-3200, DIMM, 2Rx4
<b>Standard memory modules (for use in combination with non-volatile memory modules)</b>	1024 GB (8 module(s) 128 GB) DDR4, registered, ECC, 3,200 MT/s, PC4-3200, DIMM, 4Rx4 1024 GB (4 module(s) 256 GB) DDR4, registered, ECC, 3,200 MT/s, PC4-3200, DIMM, 8Rx4 128 GB (8 module(s) 16 GB) DDR4, registered, ECC, 3,200 MT/s, PC4-3200, DIMM, 1Rx4 128 GB (4 module(s) 32 GB) DDR4, registered, ECC, 3,200 MT/s, PC4-3200, DIMM, 2Rx4 192 GB (6 module(s) 32 GB) DDR4, registered, ECC, 3,200 MT/s, PC4-3200, DIMM, 2Rx4 192 GB (12 module(s) 16 GB) DDR4, registered, ECC, 3,200 MT/s, PC4-3200, DIMM, 1Rx4 2048 GB (8 module(s) 256 GB) DDR4, registered, ECC, 3,200 MT/s, PC4-3200, DIMM, 8Rx4 256 GB (8 module(s) 32 GB) DDR4, registered, ECC, 3,200 MT/s, PC4-3200, DIMM, 2Rx4 256 GB (4 module(s) 64 GB) DDR4, registered, ECC, 3,200 MT/s, PC4-3200, DIMM, 2Rx4 384 GB (12 module(s) 32 GB) DDR4, registered, ECC, 3,200 MT/s, PC4-3200, DIMM, 2Rx4 384 GB (6 module(s) 64 GB) DDR4, registered, ECC, 3,200 MT/s, PC4-3200, DIMM, 2Rx4 512 GB (4 module(s) 128 GB) DDR4, registered, ECC, 3,200 MT/s, PC4-3200, DIMM, 4Rx4 512 GB (8 module(s) 64 GB) DDR4, registered, ECC, 3,200 MT/s, PC4-3200, DIMM, 2Rx4 64 GB (4 module(s) 16 GB) DDR4, registered, ECC, 3,200 MT/s, PC4-3200, DIMM, 1Rx4 768 GB (12 module(s) 64 GB) DDR4, registered, ECC, 3,200 MT/s, PC4-3200, DIMM, 2Rx4 96 GB (6 module(s) 16 GB) DDR4, registered, ECC, 3,200 MT/s, PC4-3200, DIMM, 1Rx4
<b>Interfaces</b>	
USB 3.x ports	6 x USB 3.0 (2x front, 2x rear, 2x internal)
Graphics (15-pin)	2 x VGA (thereof 1x front optional - not for base unit with 12x 3.5" and 24x 2.5" and 24x NVMe and 64x EDSFF drives)
Serial 1 (9-pin)	1 x serial RS-232-C optional, usable for iRMC or system or shared
Management LAN (RJ45)	1 x dedicated management LAN port for iRMC S5 (10/100/1000 Mbit/s)
Interface notes	Management LAN traffic can be switched to shared OCPv3 card, speed and connector is related to installed interface card.

<b>Onboard or integrated Controller</b>	
RAID controller	All hardware storage controller options are described under Components For dedicated base units front AND rear storage drives may be connected to a single controller. Please see relevant system configurator for configuration options and restrictions.
SATA Controller	Intel® C621A, 1x SATA channel for ODD, 2x SATA channel for M.2 and 8x SATA channel for HDD/SSD
LAN Controller	Dynamic LoM via OCP slot; OCPv3 compliant Optional OCP adaptors: 4 x 1 Gbit/s Ethernet (RJ45) 2 x 10 Gbit/s Ethernet (RJ45) 4 x 10 Gbit/s Ethernet (RJ45) 2 x 10 Gbit/s SFP+ 4 x 10 Gbit/s SFP+ 2 x 25 Gbit/s SFP28 2x 100 Gbit/s QSFP28 All supported features are described in relevant system configurator.
Remote management controller	Integrated Remote Management Controller (iRMC S5, 512 MB attached memory incl. graphics controller) IPMI 2.0 compatible
GPU / coprocessor	GFX/GPU support for dedicated base units. Please see relevant WebArchitect for details and restrictions.
Trusted Platform Module (TPM)	Infineon / TPM 2.0 module; TCG compliant (option)
<b>Slots</b>	
PCI-Express 4.0 x8	3 x Low profile (2nd processor required for slot 4)
PCI-Express 4.0 x16	4 x Low profile (2nd processor required for slot 6 and 8)
Slot Notes	One PCIe Gen4 x8 slot is only for a Modular RAID controller, it may be occupied with it if configured. Important: 3 PCIe slots are supported with the first processor. 4 PCIe slots are supported with two processors. PCIe riser card options can expand number of slots by two (max. 8 in total) and support max. 4 full height slots. Possible slot length described in relevant system configurator.
<b>Drive bays</b>	
Storage drive bays	up to 64x EDSFF, 16x 2.5-inch, 24x 2.5-inch, 10x 3.5-inch or 12x 3.5-inch base units
Accessible drive bays	1 x 5.25/9.5mm for DVD-RW/Blu-ray
Notes accessible drives	All possible options described in relevant system configurator.
Optional hard disk bays	2x/4x 2.5-inch hot-plug SAS/SATA/PCIe rear option
<b>General system information</b>	
Number of fans	6
Fan configuration	redundant / hot-plug
Fan notes	2+1 fan modules for 1 CPU configuration; 5+1 fan modules for 2 CPU configuration
<b>Operating panel</b>	
Operating buttons	On/off switch Reset button NMI button ID button
Status LEDs	At system front side: Power (DC-On: green / AC-On: white) Global error (orange) Identification (blue) Hard disks access (green) CSS (orange) At system rear side: System status (green) CSS (orange) Identification (blue) Global error (orange) LAN connection (green) LAN speed (green / yellow)

**BIOS**

BIOS features	UEFI compliant Secure boot support ROM based setup utility GPT support for boot drives larger than 2.2 TB Memory Redundancy support (Mirroring) IPMI support Recovery BIOS BIOS settings save and restore Local BIOS update from USB device Online update tools for main Linux versions Local and remote update via ServerView Update Manager IPv4/IPv6 remote PXE & iSCSI boot support Cryptographically Signed BIOS Firmware Update HTTP and HTTPS Boot PCIe Bifurcation configurable
---------------	---

**Operating Systems and Virtualization Software**

Certified or supported operating systems and virtualization software	Windows Server 2022 Datacenter Windows Server 2022 Standard Windows Server 2019 Datacenter Windows Server 2019 Standard Windows Server 2019 Essentials Hyper-V Server 2016 Windows Server 2016 Datacenter Windows Server 2016 Standard Windows Server 2016 Essentials Windows Storage Server 2016 Standard VMware vSphere™ 8.0 VMware vSphere™ 7.0 VMware vSphere™ 6.7 SUSE® Linux Enterprise Server 15 SUSE® Linux Enterprise Server 12 Red Hat® Enterprise Linux 8 Red Hat® Enterprise Linux 7 Oracle® Linux 7
Operating system release link	<a href="http://docs.ts.fujitsu.com/dl.aspx?id=d4ebd846-aa0c-478b-8f58-4cfb3230473">http://docs.ts.fujitsu.com/dl.aspx?id=d4ebd846-aa0c-478b-8f58-4cfb3230473</a>
Operating system notes	Support of other Linux derivatives on demand Use of certified or supported operating systems and virtualization software is subject to proactive acceptance of the respective License Agreements/ EULAs/ Subscription and support terms of the Software manufacturer as applicable for the relevant Software whether preinstalled or optional. The software may only be available bundled with a software support subscription which – depending on the Software - may be subject to separate remuneration.

**Infrastructure and Server Management**

DC Infrastructure Management	Infrastructure Manager (ISM) Essential Edition Advanced Edition
Server Management	Infrastructure Manager (ISM) Essential Edition Advanced Edition ServerView Suite
Management notes	For further information regarding ISM and ServerView Suite see dedicated data sheets.
Manageability link	<a href="http://docs.ts.fujitsu.com/dl.aspx?id=9e92297a-16fb-4c69-8559-e38e7b42fee6">http://docs.ts.fujitsu.com/dl.aspx?id=9e92297a-16fb-4c69-8559-e38e7b42fee6</a>

**Dimensions / Weight**

Rack (W x D x H)	482.5 mm (Bezel) / 435 mm (Body) x 800 x 86.9 mm
Mounting Depth Rack	873.1 mm
Height Unit Rack	2 U
19" rackmount	Yes



**Dimensions / Weight**

Weight	max. 32 kg
Weight notes	Actual weight may vary depending on configuration
Rack integration kit	Rack integration kit as option

**Environment**

Operating temperature note	PRIMERGY servers are designed for the usage with operating temperatures of up to 35°C. There could be configurations that are not able to work within this normal operation class. Please use the Fujitsu WebArchitect ( <a href="http://www.fujitsu.com/configurator/public">www.fujitsu.com/configurator/public</a> ) to get detailed information on the corresponding configurations.
Operating relative humidity	8 - 85 % (non condensing)
Operating environment	FTS 04230 – Guideline for Data Center (installation specification)
Operating environment link	<a href="http://docs.ts.fujitsu.com/dl.aspx?id=e4813edf-4a27-461a-8184-983092c12dbe">http://docs.ts.fujitsu.com/dl.aspx?id=e4813edf-4a27-461a-8184-983092c12dbe</a>
Noise emission	Measured according to ISO 7779 and declared according to ISO 9296
Sound pressure (LpAm)	34.4 dB(A) (idle) / 43.4 dB(A) (operating) typical Values
Sound power (LWAd; 1B = 10dB)	5.3 B (idle) / 6.1 B (operating) typical Values
Noise notes	Noise emissions depends on operation modes, system configuration and ambient temperature.

**Electrical values**

Power supply configuration	1 x hot-plug power supply or 2x hot-plug power supply for redundancy
Hot-plug power supply redundancy	Optional
Active power (max. configuration)	2,544 W
Apparent power (max. configuration)	2570 VA
Heat emission (max. configuration)	9158.4 kJ/h (8680.5 BTU/h)
Rated current max.	12.5A (100-127 V) / 14A (200-240 V)
Active power note	To estimate the power consumption of different configurations please use the Fujitsu WebArchitect: <a href="http://www.fujitsu.com/configurator/public">www.fujitsu.com/configurator/public</a>
Power supply	500W hot-plug, 94% (Platinum efficiency), 100-240V, 50 / 60Hz 500W hot-plug, 96% (Titanium efficiency), 200-240V, 50 / 60Hz 900W hot-plug, 94% (Platinum efficiency), 100-240V, 50 / 60Hz 900W hot-plug, 96% (Titanium efficiency), 200-240V, 50 / 60Hz 1600W hot-plug, 94% (Platinum efficiency), 100-240V, 50 / 60Hz; 100V range: 1030W 1600W hot-plug, 96% (Titanium efficiency), 200-240V, 50 / 60Hz 2200W hot-plug, 94% (Platinum efficiency), 200-240V, 50 / 60Hz 2400W hot-plug, 96% (Titanium efficiency), 200-240V, 50 / 60Hz 1300W hot-plug, 94% (equivalent to Platinum efficiency) –48V DC 1600W hot plug, 94% (equivalent to Platinum efficiency) 380V DC
Power supply notes	Power Safeguard adapts system performance in case the power requirements exceeds supply limits. 96% Titanium Power supply unit is only released for 200-240V

**Compliance**

Product	PRIMERGY RX2540 M6
Model	PR300E
Global	CB RoHS (Substance limitations in accordance with global RoHS regulations) WEEE (Waste electrical and electronic equipment)
Germany	GS
Europe	CE
USA/Canada	NRTLc/us FCC Class A ICES-003 / NMB-003 Class A
Japan	VCCI Class A + JIS 61000-3-2
Russia	EAC
South Korea	KC
China	CCC
Australia/New Zealand	RCM
Taiwan	BSMI
India	BIS
Compliance link	<a href="https://sp.ts.fujitsu.com/sites/certificates">https://sp.ts.fujitsu.com/sites/certificates</a>



**Compliance**

**Compliance notes**

There is general compliance with the safety requirements of all European countries and North America. National approvals required in order to satisfy statutory regulations or for other reasons can be applied for on request.  
 \* Warning:  
 This is a class A product. In a domestic environment this product may cause radio interference in which case the user may be required to take adequate measures.

# Components

**Backup Drives**

- LTO7HH Ultrium, 2,500 GB, 300 MB/s, half height, SAS 6Gb/s
- LTO7HH Ultrium, 300 MB/s, half height
- LTO7HH Ultrium, 300 MB/s, half height, SAS 6Gb/s
- RDX Drive, 320 GB, 500 GB, 1 TB , 25 MB/s, half height, USB 3.0

**Optical drives**

- Blu-ray Disc™ Triple Writer, (6x BD-RW, 8x DVD, 24x CD), ultraslim, SATA I
- DVD Super Multi ultra slim , (8x DVD; 24x CD), ultraslim, SATA I

**HDD 2.5-inch**

- HDD SATA, 6 Gb/s, 2 TB, 7,200 rpm, 512n, hot-plug, 2.5-inch, business critical
- HDD SATA, 6 Gb/s, 1 TB, 7,200 rpm, 512n, hot-plug, 2.5-inch, business critical
- HDD SAS, 12 Gb/s, 900 GB, 15,000 rpm, 512n, hot-plug, 2.5-inch, enterprise
- HDD SAS, 12 Gb/s, 900 GB, 10,000 rpm, 512n, hot-plug, 2.5-inch, enterprise
- HDD SAS, 12 Gb/s, 900 GB, 10,000 rpm, 512e, hot-plug, 2.5-inch, enterprise
- HDD SAS, 12 Gb/s, 600 GB, 15,000 rpm, 512n, hot-plug, 2.5-inch, enterprise
- HDD SAS, 12 Gb/s, 600 GB, 10,000 rpm, 512n, hot-plug, 2.5-inch, enterprise
- HDD SAS, 12 Gb/s, 300 GB, 15,000 rpm, 512n, hot-plug, 2.5-inch, enterprise
- HDD SAS, 12 Gb/s, 300 GB, 10,000 rpm, 512n, hot-plug, 2.5-inch, enterprise
- HDD SAS, 12 Gb/s, 2.4 TB, 10,000 rpm, 512e, hot-plug, 2.5-inch, enterprise
- HDD SAS, 12 Gb/s, 2 TB, 7,200 rpm, 512n, hot-plug, 2.5-inch, business critical
- HDD SAS, 12 Gb/s, 1.8 TB, 10,000 rpm, 512e, hot-plug, 2.5-inch, enterprise
- HDD SAS, 12 Gb/s, 1.2 TB, 10,000 rpm, hot-plug, 2.5-inch, enterprise
- HDD SAS, 12 Gb/s, 1 TB, 7,200 rpm, 512n, hot-plug, 2.5-inch, business critical

## HDD 3.5-inch

HDD SATA, 6 Gb/s, 18 TB, 7,200 rpm, 512e, hot-plug, 3.5-inch, business critical
HDD SATA, 6 Gb/s, 16 TB, 7,200 rpm, 512e, hot-plug, 3.5-inch, business critical
HDD SATA, 6 Gb/s, 14 TB, 7,200 rpm, 512e, hot-plug, 3.5-inch, business critical
HDD SATA, 6 Gb/s, 12 TB, 7,200 rpm, 512e, hot-plug, 3.5-inch, business critical
HDD SATA, 6 Gb/s, 8 TB, 7,200 rpm, 512e, hot-plug, 3.5-inch, business critical
HDD SATA, 6 Gb/s, 6 TB, 7,200 rpm, 512e, hot-plug, 3.5-inch, business critical
HDD SATA, 6 Gb/s, 4 TB, 7,200 rpm, 512n, hot-plug, 3.5-inch, business critical
HDD SATA, 6 Gb/s, 2 TB, 7,200 rpm, 512n, hot-plug, 3.5-inch, business critical
HDD SATA, 6 Gb/s, 1 TB, 7,200 rpm, 512n, hot-plug, 3.5-inch, business critical
HDD SAS, 12 Gb/s, 900 GB, 15,000 rpm, hot-plug, 3.5-inch, enterprise
HDD SAS, 12 Gb/s, 600 GB, 15,000 rpm, hot-plug, 3.5-inch, enterprise
HDD SAS, 12 Gb/s, 600 GB, 10,000 rpm, 512n, hot-plug, 3.5-inch, enterprise
HDD SAS, 12 Gb/s, 300 GB, 15,000 rpm, hot-plug, 3.5-inch, enterprise
HDD SAS, 12 Gb/s, 300 GB, 10,000 rpm, 512n, hot-plug, 3.5-inch, enterprise
HDD SAS, 12 Gb/s, 18 TB, 7,200 rpm, 512e, hot-plug, 3.5-inch, business critical
HDD SAS, 12 Gb/s, 16 TB, 7,200 rpm, 512e, hot-plug, 3.5-inch, business critical
HDD SAS, 12 Gb/s, 14 TB, 7,200 rpm, 512e, hot-plug, 3.5-inch, business critical
HDD SAS, 12 Gb/s, 12 TB, 7,200 rpm, 512e, hot-plug, 3.5-inch, business critical
HDD SAS, 12 Gb/s, 8 TB, 7,200 rpm, 512e, hot-plug, 3.5-inch, business critical
HDD SAS, 12 Gb/s, 6 TB, 7,200 rpm, 512e, hot-plug, 3.5-inch, business critical
HDD SAS, 12 Gb/s, 4 TB, 7,200 rpm, hot-plug, 3.5-inch, business critical
HDD SAS, 12 Gb/s, 2.4 TB, 10,000 rpm, 512e, hot-plug, 3.5-inch, enterprise
HDD SAS, 12 Gb/s, 2 TB, 7,200 rpm, hot-plug, 3.5-inch, business critical
HDD SAS, 12 Gb/s, 1.8 TB, 10,000 rpm, 512e, hot-plug, 3.5-inch, enterprise
HDD SAS, 12 Gb/s, 1.2 TB, 10,000 rpm, 512n, hot-plug, 3.5-inch, enterprise

## SSD SAS 2.5-inch

SSD SAS, 22.5Gb/s, 15.36 TB, Read-Intensive, hot-plug, 2.5-inch, enterprise, 1 DWPD
SSD SAS, 22.5Gb/s, 7.68 TB, Read-Intensive, hot-plug, 2.5-inch, enterprise, 1 DWPD
SSD SAS, 12 Gb/s, 960 GB, Read-Intensive, hot-plug, 2.5-inch, enterprise, 1 DWPD
SSD SAS, 12 Gb/s, 800 GB, Write-Intensive, hot-plug, 2.5-inch, enterprise, 10 DWPD
SSD SAS, 12 Gb/s, 800 GB, Mixed-use, hot-plug, 2.5-inch, enterprise, 3 DWPD
SSD SAS, 12 Gb/s, 400 GB, Write-Intensive, hot-plug, 2.5-inch, enterprise, 10 DWPD
SSD SAS, 12 Gb/s, 15.36 TB, Read-Intensive, hot-plug, 2.5-inch, enterprise, 1 DWPD
SSD SAS, 12 Gb/s, 7.68 TB, Read-Intensive, hot-plug, 2.5-inch, enterprise, 1 DWPD
SSD SAS, 12 Gb/s, 6.4 TB, Mixed-use, hot-plug, 2.5-inch, enterprise, 3 DWPD
SSD SAS, 12 Gb/s, 3.84 TB, Read-Intensive, hot-plug, 2.5-inch, enterprise, 1 DWPD
SSD SAS, 12 Gb/s, 3.2 TB, Mixed-use, hot-plug, 2.5-inch, enterprise, 3 DWPD
SSD SAS, 12 Gb/s, 1.92 TB, Read-Intensive, hot-plug, 2.5-inch, enterprise, 1 DWPD
SSD SAS, 12 Gb/s, 1.6 TB, Write-Intensive, hot-plug, 2.5-inch, enterprise, 10 DWPD
SSD SAS, 12 Gb/s, 1.6 TB, Mixed-use, hot-plug, 2.5-inch, enterprise, 3 DWPD

PCIe SSD & SATA DOM SSD	PCIe-SSD, 4 TB, Read-Intensive, hot-plug, E1.S, Flash drive, 0.46 DWPD
	PCIe-SSD SFF, 960 GB, Read-Intensive, hot-plug, 2.5-inch, Flash drive, 1.0 DWPD
	PCIe-SSD SFF, 800 GB, Write-Intensive, hot-plug, 2.5-inch, Flash drive, 100 DWPD
	PCIe-SSD SFF, 750 GB, Write-Intensive, hot-plug, 2.5-inch, Flash drive, 30 DWPD
	PCIe-SSD SFF, 400 GB, Write-Intensive, hot-plug, 2.5-inch, Flash drive, 100 DWPD
	PCIe-SSD SFF, 15.36 TB, Read-Intensive, hot-plug, 2.5-inch, Flash drive, 1.0 DWPD
	PCIe-SSD SFF, 12.8 TB, Mixed-use, hot-plug, 2.5-inch, Flash drive, 3.0 DWPD
	PCIe-SSD SFF, 7.68 TB, Read-Intensive, hot-plug, 2.5-inch, Flash drive, 1.0 DWPD
	PCIe-SSD SFF, 6.4 TB, Mixed-use, hot-plug, 2.5-inch, Flash drive, 3.0 DWPD
	PCIe-SSD SFF, 3.84 TB, Read-Intensive, hot-plug, 2.5-inch, Flash drive, 1.0 DWPD
	PCIe-SSD SFF, 3.2 TB, Mixed-use, hot-plug, 2.5-inch, Flash drive, 3.0 DWPD
	PCIe-SSD SFF, 1.92 TB, Read-Intensive, hot-plug, 2.5-inch, Flash drive, 1.0 DWPD
	PCIe-SSD SFF, 1.6 TB, Write-Intensive, hot-plug, 2.5-inch, Flash drive, 100 DWPD
	PCIe-SSD SFF, 1.6 TB, Mixed-use, hot-plug, 2.5-inch, Flash drive, 3.0 DWPD
	PCIe-SSD SFF, 1 TB, Read-Intensive, hot-plug, 2.5-inch, Flash drive, 3.0 DWPD
SCSI / SAS Controller	PSAS CP 2100-8i LP SAS Ctrl. 12 Gbit/s 8 ports int. PCIe 3.0 x8
	Broadcom® PSAS CP600i LP SAS Ctrl. 12 Gbit/s PCIe 3.0 x8
	Broadcom® PSAS CP600e LP SAS Ctrl. 12 Gbit/s PCIe 3.0 x8
	Broadcom® PSAS CP600e FH SAS Ctrl. 12 Gbit/s PCIe 3.0 x8
	Broadcom® PSAS CP503i LP SAS Ctrl. 12 Gbit/s 8 ports int. PCIe 3.0 x8
	Broadcom® PSAS CP500e LP SAS Ctrl. 12 Gbit/s 8 ports ext. PCIe 3.0 x8
	Broadcom® PSAS CP500e FH SAS Ctrl. 12 Gbit/s 8 ports ext. PCIe 3.0 x8
RAID Controller	pre-configured RAID1 Array for M.2 in PDUAL,
	Fujitsu PRAID EP680i LP, RAID 5/6 Ctrl., SAS/SATA 12 Gbit/s, NVMe-PCIe 16 GT/s, 16 ports int. RAID level: 0, 1, 10, 5, 50, 6, 60, 8 GB, Optional FBU based on LSI SAS3916
	Fujitsu PRAID EP680e LP, RAID 5/6 Ctrl., SAS 12 Gbit/s, 8 ports ext. RAID level: 0, 1, 10, 5, 50, 6, 60, 8 GB, Optional FBU based on LSI SAS3516
	Fujitsu PRAID EP680e FH, RAID 5/6 Ctrl., SAS 12 Gbit/s, 8 ports ext. RAID level: 0, 1, 10, 5, 50, 6, 60, 8 GB, Optional FBU based on LSI SAS3516
	Fujitsu PRAID EP640i LP, RAID 5/6 Ctrl., SAS/SATA 12 Gbit/s, 8 ports int. RAID level: 0, 1, 10, 5, 50, 6, 60, 4 GB, Optional FBU based on LSI SAS3908
	Fujitsu PRAID EP580i LP, RAID 5/6 Ctrl., SAS/SATA 12 Gbit/s, NVMe-PCIe 8 Gbit/s, 8 Gbit/s 16 ports int. RAID level: 0, 1, 10, 5, 50, 6, 60, 8 GB, Optional FBU based on LSI SAS3516
	Fujitsu PRAID EP540i LP, RAID 5/6 Ctrl., SAS/SATA 12 Gbit/s, NVMe-PCIe 8 Gbit/s, 8 Gbit/s 16 ports int. RAID level: 0, 1, 10, 5, 50, 6, 60, 4 GB, Optional FBU based on LSI SAS3516
	Fujitsu PRAID EP540e LP, RAID 5/6 Ctrl., SAS 12 Gbit/s, 8 ports ext. RAID level: 0, 1, 10, 5, 50, 6, 60, 4 GB, Optional FBU based on LSI SAS3516
	Fujitsu PRAID EP540e FH, RAID 5/6 Ctrl., SAS 12 Gbit/s, 8 ports ext. RAID level: 0, 1, 10, 5, 50, 6, 60, 4 GB, Optional FBU based on LSI SAS3516
	Fujitsu PRAID EP520i LP, RAID 5/6 Ctrl., SAS/SATA 12 Gbit/s, NVMe-PCIe 8 Gbit/s, 8 ports int. RAID level: 0, 1, 10, 5, 50, 6, 60, 2 GB, Optional FBU based on LSI SAS3516
	Broadcom® PRAID CP500i LP, RAID Ctrl., SAS/SATA 12 Gbit/s, 8 ports int. RAID level: 0, 1, 10, 5, 50, No FBU support
	Fibre Channel controller
Fibre Channel Host Bus Adapter 2 x Qlogic QLE2772-FJ-BK LC-style	
Fibre Channel Host Bus Adapter 1 x 32 Gbit/s Emulex LPE35000-M2-F MMF LC-style	
Fibre Channel Host Bus Adapter 2 x 32 Gbit/s Emulex LPE35002-M2-F MMF LC-style	
Fibre Channel Host Bus Adapter 1 x Emulex LPE36000-M64-F MMF LC-style	
Fibre Channel Host Bus Adapter 2 x Emulex LPE36002-M64-F MMF LC-style	
Fibre Channel Host Bus Adapter 2 x Emulex LPE36000-M64-F MMF LC-style	
Fibre Channel Host Bus Adapter 1 x 16 Gbit/s Qlogic QLE2690 LC-style	
Fibre Channel Host Bus Adapter 2 x 16 Gbit/s Qlogic QLE2692 LC-style	
Fibre Channel Host Bus Adapter 1 x 16 Gbit/s Emulex LPe31000-M6-F MMF LC-style	
Fibre Channel Host Bus Adapter 2 x 16 Gbit/s Emulex LPe31002-M6-F MMF LC-style	

	<p>InfiniBand HCA 1 x 100 Gbit/s PCIe 3.0 x16 QSFP for the US market max. one IB HCA 100Gb controller can be installed ( Mellanox )</p> <p>InfiniBand HCA 1 x 200Gb/s PCIe x16 QSFP for the US market max. one IB HCA 200Gb controller can be installed ( Mellanox )</p>
<b>GPU computing card</b>	<p>-, 1223 GB/s, 24GB HBM2e, N/A, PCIe 4.0 x16</p> <p>-, 2039 GB/s, 80GB HBM2e, N/A, PCIe 4.0 x16</p> <p>NVIDIA® A100 80GB, 6912 cores, 1935GB/s, 80GB HBM2e, N/A, PCIe 4.0 x16</p> <p>NVIDIA® A40, 48 GB, 696 GB/s, 48GB GDDR6, N/A, PCIe 4.0 x16</p> <p>NVIDIA® RTX™ A6000, 48 GB, 786 GB/s, 48 GB GDDR6, N/A, PCIe 4.0 x16, 4 x DisplayPort</p> <p>NVIDIA® A16, 64 GB, 800GB/s (4 x200GB/s), 64GB GDDR6 (4 x16GB), N/A, PCIe 4.0 x16</p> <p>NVIDIA® A30, 933GB/s, 24GB HBM2, N/A, PCIe 4.0 x16</p> <p>NVIDIA® RTX™ A4500, 640 GB/s, 20GB GDDR6, N/A, PCIe 4.0 x16, 4 x DisplayPort</p> <p>NVIDIA® A2, 200GB/s, 16GB GDDR6, N/A, PCIe 4.0 x8</p> <p>-, xxxGB/s, 24GB GDDR6, N/A, PCIe 4.0 x16</p> <p>-, 48 GB, 864 GB/s, 48GB GDDR6, N/A, PCIe 4.0 x16</p> <p>NVIDIA® T400 2GB, 2 GB, 2GB, N/A, PCIe x16, 3 x miniDP</p> <p>NVIDIA® T400 4GB, 4 GB, 384 cores, 4GB, N/A, PCIe x16, 3 x miniDP</p> <p>NVIDIA® A100 40GB, 6912 cores, 1555 GB/sec, 40GB HBM2, N/A, PCIe 4.0 x16</p> <p>NVIDIA® Tesla® T4 LP, 2560 cores, -, -, 16GB GDDR6, N/A, PCIe 3.0 x16, -</p>
<b>Graphics add on cards</b>	<p>NVIDIA® Quadro® P400 , 2 GB, N/A, PCIe x16, 3 x miniDP</p>
<b>Rack infrastructure</b>	<p>Cable Arm 2U for PRIMECENTER- and 3rd-party racks</p> <p>Rackmount kit full extraction (870mm). tool less mounting for general use, length variable 559-890mm. If consider to shipment with Rack and earthquake, suggest to fix RMK with security screw.</p> <p>Rackmount kit partial extraction (400mm). tool less mounting for general use, length variable 559-890mm.</p>
<b>Warranty</b>	
Warranty period	3 years
Warranty type	Onsite warranty
Warranty Terms & Conditions	<a href="http://www.fujitsu.com/support">www.fujitsu.com/support</a>
<b>Product Support - the perfect extension</b>	
Support Pack Options	<p>Globally available in major metropolitan areas:</p> <p>9x5, Next Business Day Onsite Response Time</p> <p>9x5, 4h Onsite Response Time (depending on country)</p> <p>24x7, 4h Onsite Response Time (depending on country)</p>
Recommended Service	24x7, Onsite Response Time: 4h - For locations outside of EMEA please contact your local Fujitsu partner.
Service Lifecycle	at least 5 years after shipment, for details see <a href="https://support.ts.fujitsu.com/">https://support.ts.fujitsu.com/</a>
Service Weblink	<a href="http://www.fujitsu.com/emeia/products/product-support-services/">http://www.fujitsu.com/emeia/products/product-support-services/</a>

# More information

## Fujitsu products, solutions & services

In addition to Fujitsu PRIMERGY RX2540 M6, Fujitsu provides a range of platform solutions. They combine reliable Fujitsu products with the best in services, know-how and worldwide partnerships.

### Fujitsu Portfolio

Built on industry standards, Fujitsu offers a full portfolio of IT hardware and software products, services, solutions and cloud offering, ranging from clients to datacenter solutions and includes the broad stack of Business Solutions, as well as the full stack of Cloud offerings. This allows customers to select from alternative sourcing and delivery models to increase their business agility and to improve their IT operation's reliability.

### Computing Products

[www.fujitsu.com/global/products/computing/](http://www.fujitsu.com/global/products/computing/)

### Software

[www.fujitsu.com/software/](http://www.fujitsu.com/software/)

## More information

Learn more about Fujitsu PRIMERGY RX2540 M6, please contact your Fujitsu sales representative or Fujitsu Business partner, or visit our website.  
[www.fujitsu.com/primergy](http://www.fujitsu.com/primergy)

## Fujitsu green policy innovation

Fujitsu Green Policy Innovation is our worldwide project for reducing burdens on the environment.

Using our global know-how, we aim to contribute to the creation of a sustainable environment for future generations through IT.

Please find further information at <http://www.fujitsu.com/global/about/environment>



## Copyrights

All rights reserved, including intellectual property rights. Designations may be trademarks and/or copyrights of the respective owner, the use of which by third parties for their own purposes may infringe the rights of such owner. For further information see <https://www.fujitsu.com/global/about/resources/terms/>  
Copyright 2023 Fujitsu LIMITED

## Disclaimer

Please note that the data sheet reflects the technical specification with the maximum selection of components for the named system and not the detailed scope of delivery. The scope of delivery is defined by the selection of components at the time of ordering. The product was developed for normal business use.

Technical data is subject to modification and delivery subject to availability. Any liability that the data and illustrations are complete, actual or correct is excluded. Designations may be trademarks and/or copyrights of the respective owner, the use of which by third parties for their own purposes may infringe the rights of such owner.