

Installation Guide

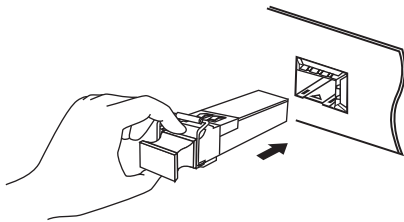
10GBase SFP+ LC Transceiver

-  To ask questions, find answers, and communicate with TP-Link users or engineers, please visit <https://community.tp-link.com> to join TP-Link Community.
-  For technical support and other information, please visit <https://www.tp-link.com/support>, or simply scan the QR code.
-  If you have any suggestions or needs on the product guides, welcome to email techwriter@tp-link.com.cn.

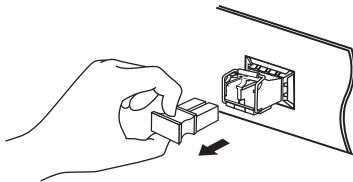


Install the Transceiver

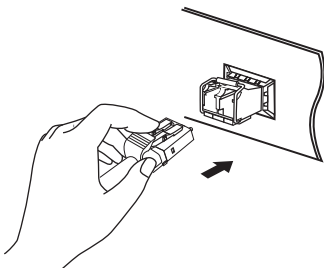
1. Wear an ESD-preventive wrist or ankle strap to prevent ESD damage to the transceiver.
2. Insert the transceiver into the slot and firmly press it into place.



3. Remove the protective dust plug from the transceiver.

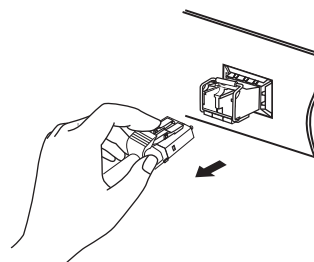


4. Plug fiber-optic cables into the transceiver. Note that the transceiver works without any additional configuration.

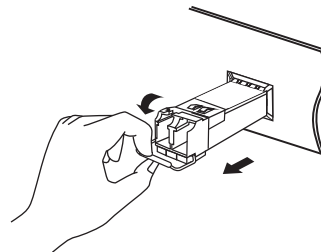


Remove the Transceiver

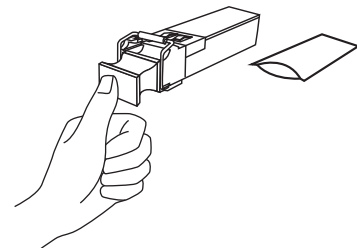
1. Wear an ESD-preventive wrist or ankle strap to prevent ESD damage to the transceiver.
2. Disconnect the network fiber-optic cables from the transceiver.



3. Pull the safety latch downwards to release the transceiver, and then pull it out from the slot.



4. Reinstall the protective dust plug in the transceiver's optical bores and place it on antistatic mat or a static shielding bag.



Note:

1. Do not touch the output pins on the transceiver with your hand.
2. Always keep the protective dust plug on the transceiver's optical bores until you are ready to make a connection.

Caution:

DO NOT point or stare directly into the beam or into the optical port of the transceiver when it is operating, as this can injure your eyesight.

Connection

Only use the same transceiver model between switches for fast and reliable connectivity.



Specifications

General Specifications

Normal	TL-SM5110-SR
Wave Length	850 nm
Standards and Protocols	IEEE 802.3ae TCP/IP SFF-8472
Cable	50/125 or 62.5/125 μ m Multi-mode Fiber
Max. Cable Length	300 m (OM3)
Data Rate	10 Gbps
Port Type	LC Duplex
Power Support	3.3 V
Safety & Emission	FCC, CE
DDM	Yes
SFP+ MSA	Yes
Hot Swappable	Yes

Environmental and Physical Specifications

Product Operating Temperature	0°C to 70°C (32°F to 158°F)
Storage Temperature	-40°C to 85°C (-40°F to 185°F)
Operating Humidity	10% to 90% RH, Non-condensing
Storage Humidity	5% to 90% RH, Non-condensing

TP-Link Compatible Products

- TP-Link Switches with 10G SFP+ Slots
- TX432

Note:

The transceiver may be incompatible with other vendors' devices. We recommend that you use only TP-Link transceivers on your TP-Link devices.

Safety Information

- Keep the device away from water, fire, humidity or hot environments.
- Do not attempt to disassemble, repair, or modify the device. If you need service, please contact us.
- Avoid using this product during an electrical storm. There may be a remote risk of electric shock from lightning.
- Do not point or stare directly into the beam or into the optical port of the transceiver when it is operating, as this can injure your eyesight.

EU Declaration of Conformity

TP-Link hereby declares that the device is in compliance with the essential requirements and other relevant provisions of directives 2014/30/EU, 2014/35/EU, 2009/125/EC, 2011/65/EU and (EU)2015/863.

The original EU declaration of conformity may be found at <https://www.tp-link.com/en/ce>.

